

(I)(a) Statement showing Shareholding Pattern in Clause 35 - As on 31.03.2013

Name of the Company : GlaxoSmithKline Consumer Healthcare Limited


Scrip Code : BSE - 500676 , Scrip Name : GLAXOCON,

NSE - GSKCONS

Class of Security : Equity



Quarter Ended: 31st March, 2013

Partly Paid-up Shares :-	Number of partly paid-up shares	As a % of total number of partly paid-up shares	As a % of total number of shares of the Company
Held by promoter/promoters group	0	0	0
Held by public	0	0	0
<b>Total</b>	<b>0</b>	<b>0</b>	<b>0</b>
Outstanding convertible securities :	Number of outstanding securities	As a % of total number of outstanding convertible securities	As a % of total number of shares of the Company, assuming full conversion of the convertible securities
Held by promoter/promoters group	0	0	0
Held by public	0	0	0
<b>Total</b>	<b>0</b>	<b>0</b>	<b>0</b>
Warrants :	Number of warrants	As a % of total number of warrants	As a % of total number of shares of the Company, assuming full conversion of warrants
Held by promoter/promoters group	0	0	0
Held by public	0	0	0
<b>Total</b>	<b>0</b>	<b>0</b>	<b>0</b>
<b>Total paid-up capital of the Company assuming full conversion of warrants and convertible securities</b>	<b>Rs 42,05,55,380/- (42055538 Equity Shares of Rs 10/- each)</b>		



The image shows a handwritten signature in black ink, which appears to be 'S. Srinivas', written over a circular stamp. The stamp contains the text 'GlaxoSmithKline Consumer Healthcare Limited' around its perimeter.

Category code	Category of Shareholder	No. of shareholders	Total number of shares	Number of shares held in dematerialized	Total shareholding as a percentage of total number of shares		Share Pledged or otherwise encumbered	
					As a % of (A+B) <sup>1</sup> (VI)	As a % of (A+B+C) (VII)	Number of shares (VIII)	As a % (IX) = (VIII)/(IV)*100
(I)	(II)	(III)	(IV)	(V)				
<b>(A)</b>	<b>Shareholding of Promoter and Promoter Group<sup>2</sup></b>							
<b>(1)</b>	<b>Indian</b>							
(a)	Individuals/ Hindu Undivided Family	0	0	0	0.00	0.00	-	-
(b)	Central Government / State Government (s)	0	0	0	0.00	0.00	-	-
(c)	Bodies Corporate	0	0	0	0.00	0.00	-	-
(d)	Financial Institutions / Banks	0	0	0	0.00	0.00	-	-
(e)	Any Other (specify)	0	0	0	0.00	0.00	-	-
	<b>Sub-Total (A)(1)</b>	<b>0</b>	<b>0</b>	<b>0</b>	<b>0.00</b>	<b>0.00</b>	-	-
<b>(2)</b>	<b>Foreign</b>							
(a)	Individuals (Non-Resident Individuals/ Foreign Individuals)	0	0	0	0.00	0.00	-	-
(b)	Bodies Corporate	3	30471992	11532848	72.46	72.46	-	-
(c)	Institutions	0	0	0	0.00	0.00	-	-
(d)	Qualified Foreign Investors	0	0	0	0.00	0.00	-	-
(e)	Any Other (specify)	0	0	0	0.00	0.00	-	-
	<b>Sub-Total (A)(2)</b>	<b>3</b>	<b>30471992</b>	<b>11532848</b>	<b>72.46</b>	<b>72.46</b>	-	-
	<b>Total Shareholding of Promoter and Promoter Group (A) = (A)(1)+(A)(2)</b>	<b>3</b>	<b>30471992</b>	<b>11532848</b>	<b>72.46</b>	<b>72.46</b>	-	-
<b>(B)</b>	<b>Public Shareholding<sup>3</sup></b>						NA	NA
<b>(1)</b>	<b>Institutions</b>						NA	NA
(a)	Mutual Funds / UTI	25	69996	69836	0.17	0.17		
(b)	Financial Institutions / Banks	23	218224	216626	0.52	0.52		
(c)	Central Government / State Government (s)	0	0	0	0.00	0.00		
(d)	Venture Capital Funds	0	0	0	0.00	0.00		
(e)	Insurance Companies	0	0	0	0.00	0.00		
(f)	Foreign Institutional Investors	87	4708438	4708132	11.20	11.20		
(g)	Foreign Venture Capital Investors	0	0	0	0.00	0.00		
(h)	Qualified Foreign Investors	0	0	0	0.00	0.00		
(i)	Any Other (specify)	0	0	0	0.00	0.00		
	<b>Sub-Total (B)(1)</b>	<b>135</b>	<b>4996658</b>	<b>4994594</b>	<b>11.88</b>	<b>11.88</b>		
<b>(2)</b>	<b>Non-institutions</b>						NA	NA
(a)	Bodies Corporate	570	860896	855166	2.05	2.05		
(b)	Individuals - (i) Individual shareholders holding nominal share capital up to Rs.1 lakh.	22294	4288453	3367319	10.20	10.20		
(c)	(ii) Individual shareholders holding nominal share capital in excess of Rs.1 lakh	49	1354559	914879	3.22	3.22		
(d)	Qualified Foreign Investors	0	0	0	0.00	0.00		
(e)	Any Other (specify)	3	951	951	0.00	0.00		
	- Trusts	477	77624	74062	0.18	0.18		
	- Non-resident Indians	51	4405	4405	0.01	0.01		
	- Clearing Members	23444	6586888	5216782	15.66	15.66		
	<b>Sub-Total (B)(2)</b>	<b>23444</b>	<b>6586888</b>	<b>5216782</b>	<b>15.66</b>	<b>15.66</b>		
	<b>Total Public Shareholding (B)=(B)(1)+(B)(2)</b>	<b>23579</b>	<b>11583546</b>	<b>10211376</b>	<b>27.54</b>	<b>27.54</b>		
	<b>TOTAL (A)+(B)</b>	<b>23582</b>	<b>42055538</b>	<b>21744224</b>	<b>100.00</b>	<b>100.00</b>		
<b>(C)</b>	<b>Shares held by Custodians and against which Depository Receipts have been Issued</b>							
1	Promoter and Promoter Group	0	0	0	0	0		
2	Public	0	0	0	0	0		
	<b>GRAND TOTAL (A)+(B)+(C)</b>	<b>23582</b>	<b>42055538</b>	<b>21744224</b>	<b>100.00</b>	<b>100.00</b>		

(l)(b) **Statement showing holding of securities (including shares, warrants, convertible securities) of persons belonging to the category "Promoter and Promoter Group"**


Sr No.	Name of the shareholder	Details of Shares held		Encumbered Shares			Details of Warrants		Details of convertible securities		Total shares (including underlying shares assuming full conversion of warrants and convertible securities) as a % of diluted share capital
		Number of Shares held	As a % of grand total (A)+(B)+(C)	No. of Shares held	As a % (VI)=(V)/(II)*100	As a % of grand total (A)+(B)+(C) sub-clause (I)(a)	No. of warrants held	As a % of total number of warrants of the same class	No. of convertible securities held	As a % of total number of convertible securities of the same class	
(I)	(II)	(III)	(IV)	(V)	(VI)	(VII)	(VIII)	(IX)	(X)	(XI)	(XII)
1	GLAXOSMITHKLINE PTE LTD	12319749	29.29	-	-	-	-	-	-	-	29.29
2	HORLICKS LIMITED	18152243	43.16	-	-	-	-	-	-	-	43.16
	<b>TOTAL</b>	<b>30471992</b>	<b>72.46</b>	-	-	-	-	-	-	-	<b>72.46</b>

(l)(c)(i) **Statement showing holding of securities (including shares, warrants, convertible securities) of persons belonging to the category "Public" and holding more than 1% total number of shares**

Sr No.	Name of the shareholder	No. of Shares held	Shares as a percentage of total number of shares (i.e. Grand Total (A)+(B)+(C) indicated in statement at para (I)(a) above)	Details of Warrants		Details of convertible securities		Total shares (including underlying shares assuming full conversion of warrants and convertible securities) as a % diluted share capital
				No. of warrants held	As a % of total number of warrants of the same class	Number of convertible securities held	% w.r.t total number of convertible securities of the same class	
1	ARISAIG PARTNERS (ASIA) PTE LTD A/C ARISAIG INDIAFUND LTD	2106101	5.01	-	-	-	-	5.01
		<b>2106101</b>	<b>5.01</b>	-	-	-	-	<b>5.01</b>

(l)(c)(ii) **Statement showing holding of securities (including shares, warrants, convertible securities) of persons (together with PAC) belonging to the category "Public" and holding more than 5% total number of shares**

Sr No.	Name(s) of the shareholder(s) and the Persons Acting in Concert (PAC) with them	No. of Shares	Shares as a percentage of total number of shares (i.e. Grand Total (A)+(B)+(C) indicated in statement at para (I)(a) above)	Details of Warrants		Details of convertible securities		Total shares (including underlying shares assuming full conversion of warrants and convertible securities) as a % diluted share capital
				No. of warrants	As a % of total number of warrants of the same class	Number of convertible securities held	% w.r.t total number of convertible securities of the same class	
1	ARISAIG PARTNERS (ASIA) PTE LTD A/C ARISAIG INDIAFUND LTD	2106101	5.01	-	-	-	-	5.01
		<b>2106101</b>	<b>5.01</b>	-	-	-	-	<b>5.01</b>



(I)(d) Statement showing details of locked-in shares


Sl No.	Name of the shareholder	No. of locked-in shares	Locked-in shares as a percentage of total no. of shares i.e., Grand Total (A)+(B)+(C) indicated in Statement at para (I)(a) above)	Promoters / Promoter Group / Public
	- N A -			
	TOTAL			

(II)(e) Statement showing details of Depository Receipts (DRs)

Sl No.	Type of outstanding DR (ADRs, GDRs, SDRs, etc.)	No. of outstanding DRs	No. of shares underlying outstanding DRs	Shares underlying outstanding DRs as a percentage of total no. of shares i.e., Grand Total (A)+(B)+(C) indicated in Statement at para (II)(a)
1	- N A -			
	TOTAL			

(II)(b) Statement showing Holding of Depository Receipts (DRs), where underlying shares held by promoter/ promoter group are in excess of 1% of the total number of shares

Sl No.	Name of the DR Holder	Type of outstanding DR's (ADRs, GDRs, SDRs, etc.,)	No. of shares underlying outstanding DRs	Shares underlying outstanding DRs as a percentage of total no. of shares i.e., Grand Total (A)+(B)+(C) indicated in Statement at para (II)(a)
1	- N A -			
	TOTAL			

A handwritten signature in cursive script is written over a circular official stamp. The stamp contains text around its perimeter, which is partially obscured by the signature.